



# nextstep

# 2011

A report on the  
destinations of Year 12  
completers from 2010  
in Queensland

St Andrew's Anglican  
College



## Authors

The *Next Step* team, Department of Education and Training

## Acknowledgments

The *Next Step* team gratefully acknowledges the assistance of the members of the *Next Step* survey reference group and the organisations they represent:

Independent Schools Queensland

Queensland Catholic Education Commission

Education Queensland

Queensland Studies Authority

Queensland University of Technology

Queensland Secondary Principals' Association

Association of Principals of Catholic Secondary Schools of Queensland

Association of Heads of Independent Schools of Australia (Qld branch)

Department of Education and Training

Office of the Government Statistician

The *Next Step* team extends sincere thanks to the many thousands of Queensland Year 12 graduates who gave up their time to complete surveys and participate in telephone interviews.

This research is funded by the Queensland Government.

## Acronyms and Abbreviations

ABS	Australian Bureau of Statistics
FT	Full-time
NILF	Not in the labour force
PT	Part-time
SD	Statistical Division
SSD	Statistical Sub-division
TAFE	Technical and Further Education
VET	Vocational Education and Training

# List of Tables and Figures

Table 1	Survey Response Rate.....	4
Table 2	Main Destination Categorisations, <i>Next Step</i> 2011 .....	5
Table 3	Main destinations of Year 12 completers, by sex .....	8
Table 4	Post-school institutions of Year 12 completers (numbers).....	10
Table 5	Field of study of Year 12 completers, by sex (numbers).....	10
Table 6	Occupational groups of all Year 12 completers in employment, by sex (numbers) .....	11
Table 7	Industry categories of all Year 12 completers in employment (numbers) .....	11
Table 8	Main destinations of Year 12 completers who achieved a VET qualification (numbers).....	12
Table 9	Main reason of Year 12 completers for not studying, by sex (numbers).....	13
Table 10	Main reason for not looking for work of Year 12 completers not studying and not in the labour force (numbers) .....	13
Figure 1	Main destinations of Year 12 completers.....	6
Figure 2	Main destinations of Year 12 completers, by sex .....	7
Figure 3	Main destinations of Year 12 completers for St Andrew's Anglican College, Sunshine Coast SSD, Sunshine Coast SD and Queensland .....	8
Figure 4	Comparison over time of main destinations of Year 12 completers for St Andrew's Anglican College .....	9

## Purpose

The purpose of this report is to inform the school principal and school community of the destinations of students from this school who completed Year 12 in 2010. This is one indicator of the outcomes of schooling.

A school may choose to use this information to:

- Review its senior schooling programs and services, e.g. subject offerings, career advice, links with employers and/or tertiary institutions
- Contribute to its reporting to parents, e.g. through its newsletter, annual reporting documents, website.

This report has been provided to the school and its school system, where this applies. The school may publish this report, if it wishes.

## Source of information

This report is based on the findings of the Queensland Government *Next Step* survey, which targeted all students who completed Year 12 and gained a Senior Statement in 2010, whether they attended a Government, Catholic or independent school, or a TAFE secondary college. The Office of the Government Statistician conducted the survey between 4 April and 16 May 2011, approximately six months after the young people left school. Responses were predominantly collected via computer-assisted telephone interviewing with an online and paper-based survey collected from a small number of students for whom telephone details were not available.

The survey results were compiled and reported on by the *Next Step* team, Department of Education and Training.

Care should be taken in publicly using figures of less than 3 responses or percentages based on less than 3 responses.

## Privacy statement

To protect the privacy of individuals participating in the survey, this report contains summarised information only.

Further information on the survey is available at [www.education.qld.gov.au/nextstep](http://www.education.qld.gov.au/nextstep). This website includes the statewide and regional reports on the survey findings.

## Summary of findings

In 2011, 73.9 per cent of young people who completed their Year 12 at St Andrew's Anglican College in 2010 continued in some recognised form of education and training in the year after they left school.

The most common study destination was university (60.9 per cent). The combined VET study destinations accounted for 13.0 per cent of respondents, including 8.7 per cent in campus-based VET programs, with 2.2 per cent of Year 12 completers entering programs at Certificate IV level or higher.

4.3 per cent commenced employment-based training, either as an apprentice (2.2 per cent) or trainee (2.2 per cent).

In addition to the above study destinations, a further 17.4 per cent of respondents from this school deferred a tertiary offer in 2011 (deferrers are shown in Figure 1 in their current destination).

26.1 per cent did not enter post-school education or training, and were either employed (17.4 per cent), seeking work (4.3 per cent) or neither studying nor in the labour force (4.3 per cent).

There are a range of differences between and within school, regional and statewide destinations. Care should be taken when interpreting comparative data as the findings may relate to groups of different sizes.

## Response rate for this school

**Table 1** Survey Response Rate

Number of respondents	Number of students who completed Year 12	Response rate (%)
46	49	93.9

Table 1 reports the response rate for St Andrew's Anglican College. It expresses the number of respondents from this school, as a percentage of all Year 12 completers attending St Andrew's Anglican College in 2010.

It has not been possible to ascertain how representative these responses are of all students at this school.

Please note that some survey participants did not provide information for particular survey questions. As a result, the number of responses shown in Table 4 onwards may not reflect the totals reported for the main destinations appearing in Table 3.

## Definitions of main destinations

All respondents were categorised into their main destination, be it study or work, as outlined in Table 2. Students (in university or VET) were assigned to the study categories regardless of their labour force status.

**Table 2 Main Destination Categorisations, Next Step 2011**

<i>Higher Education</i>	
University (degree)*	Studying at degree level
<i>VET categories</i>	
VET Cert IV+*	Studying Certificate IV, Diploma or Advanced Diploma (excluding apprentices and trainees)
VET Cert III*	Studying Certificate III (excluding apprentices and trainees).
VET Cert I-II/other*	Studying Certificate I or II (excluding apprentices and trainees). This category also includes students in an "unspecified" VET course, or in other basic courses (e.g. Year 12, bridging course, etc.) and with an unknown course level
Apprentice	Working and in employment-based apprenticeship
Trainee	Working and in employment-based traineeship
<i>No further education or training</i>	
Working full-time	Working full-time (35 hours or more per week) and not in a study or training destination. This includes people with part-time or casual jobs that total 35 hours or more
Working part-time	Working part-time or casual (fewer than 35 hours per week) and not in a study or training destination
Seeking work	Looking for work and not in a study or training destination
Not studying and not in the labour force	Not in study or training, not working and not looking for work

\*Some respondents are also in the labour market

# Main destinations

**Figure 1 Main destinations of Year 12 completers**

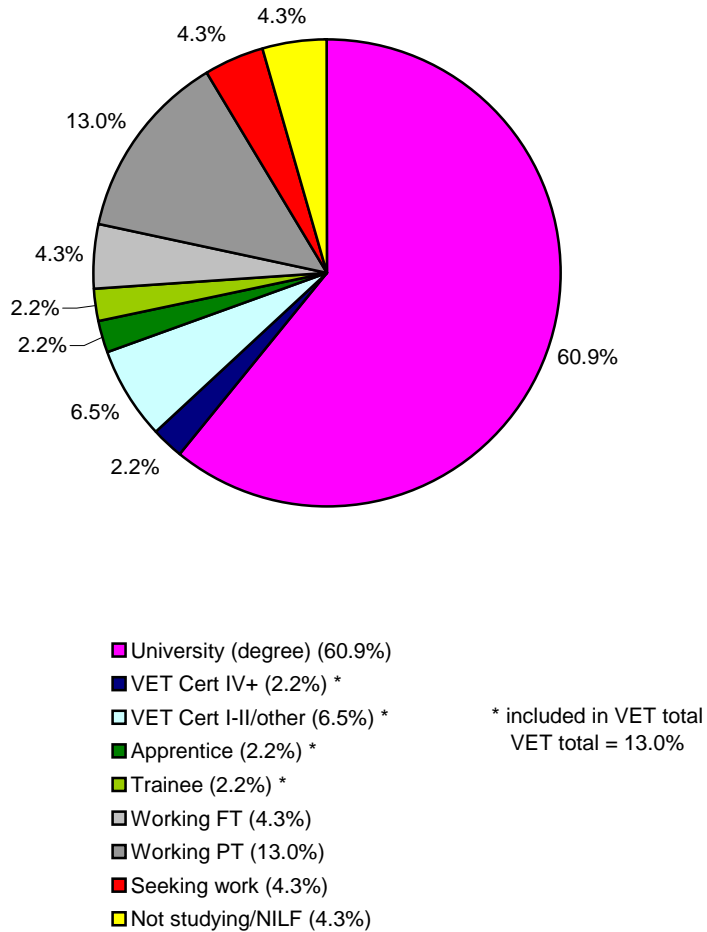


Figure 1 reports the main destinations of Year 12 completers from this school, as defined in Table 2. Please note that students (in university or VET) were assigned to the study categories regardless of their labour force status.

**Figure 2 Main destinations of Year 12 completers, by sex**

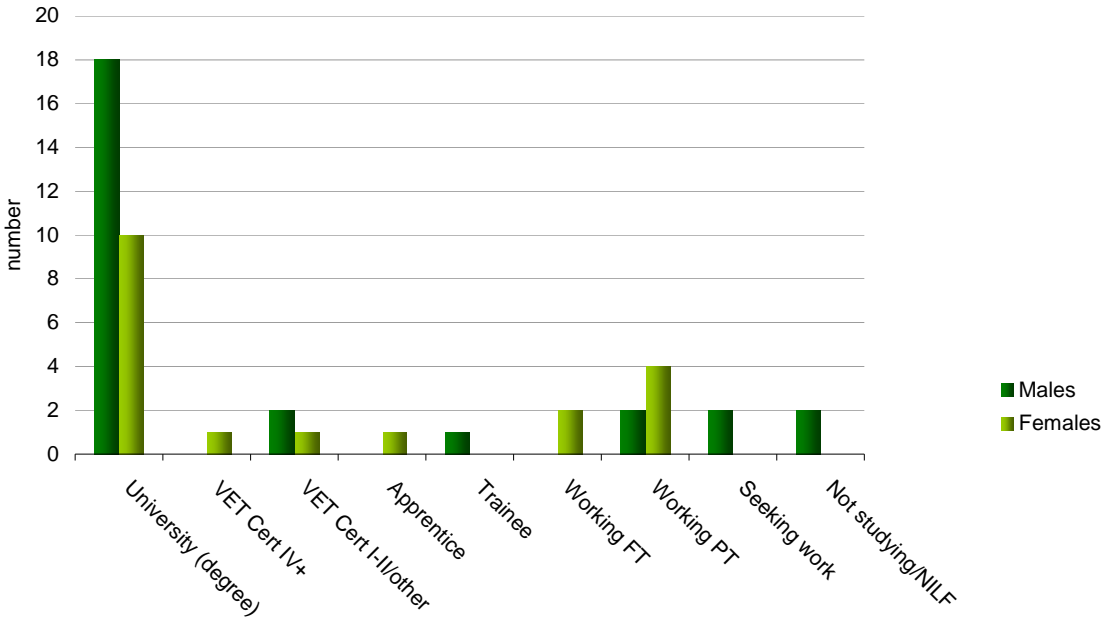


Figure 2 reports the main destinations of male and female Year 12 completers from this school as numbers.



**Table 3 Main destinations of Year 12 completers, by sex**

Destination	Males	Females	Total	
	no.	no.	no.	%
University (degree)	18	10	28	60.9
VET Cert IV+ *	0	1	1	2.2
VET Cert I-II/other *	2	1	3	6.5
Apprentice *	0	1	1	2.2
Trainee *	1	0	1	2.2
Working FT	0	2	2	4.3
Working PT	2	4	6	13.0
Seeking work	2	0	2	4.3
Not studying/NILF	2	0	2	4.3
<i>Total VET</i>	3	3	6	13.0
<b>Total</b>	<b>27</b>	<b>19</b>	<b>46</b>	<b>100.0</b>

\* Included in Total VET

Table 3 reports the main destinations of Year 12 completers from this school as numbers and percentages.

**Figure 3 Main destinations of Year 12 completers for St Andrew's Anglican College, Sunshine Coast SSD, Sunshine Coast SD and Queensland**

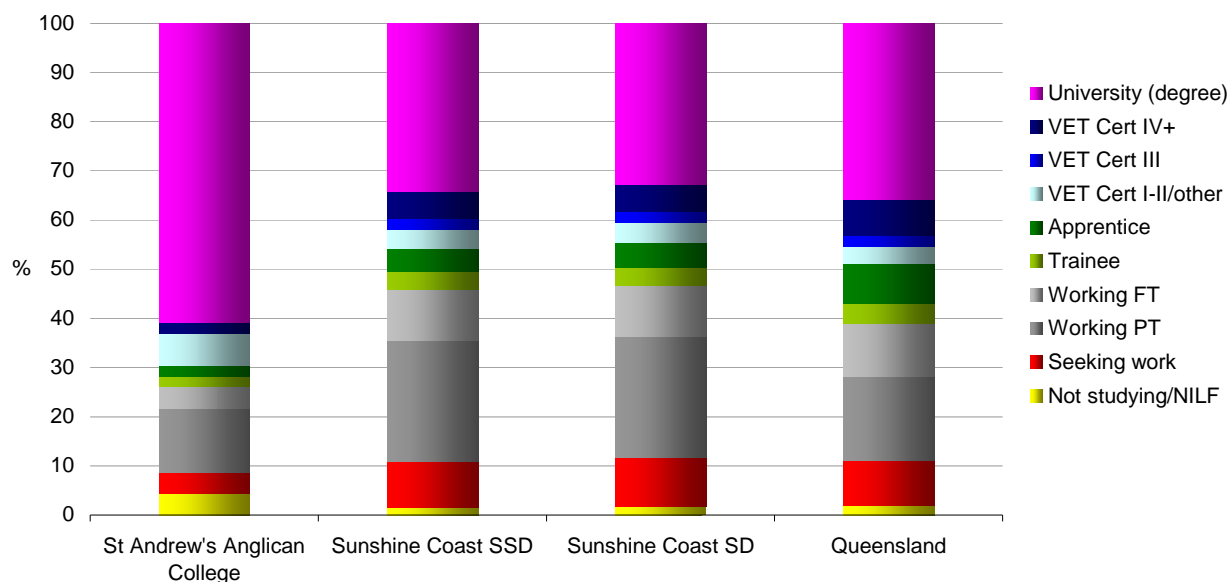


Figure 3 compares the main destinations of all Year 12 completers for St Andrew's Anglican College with those of Sunshine Coast SSD, Sunshine Coast SD and all schools statewide. Differences may reflect diversity in the types of students attending different schools, regional variation in labour markets and access to university and VET providers.

**Figure 4 Comparison over time of main destinations of Year 12 completers for St Andrew's Anglican College**

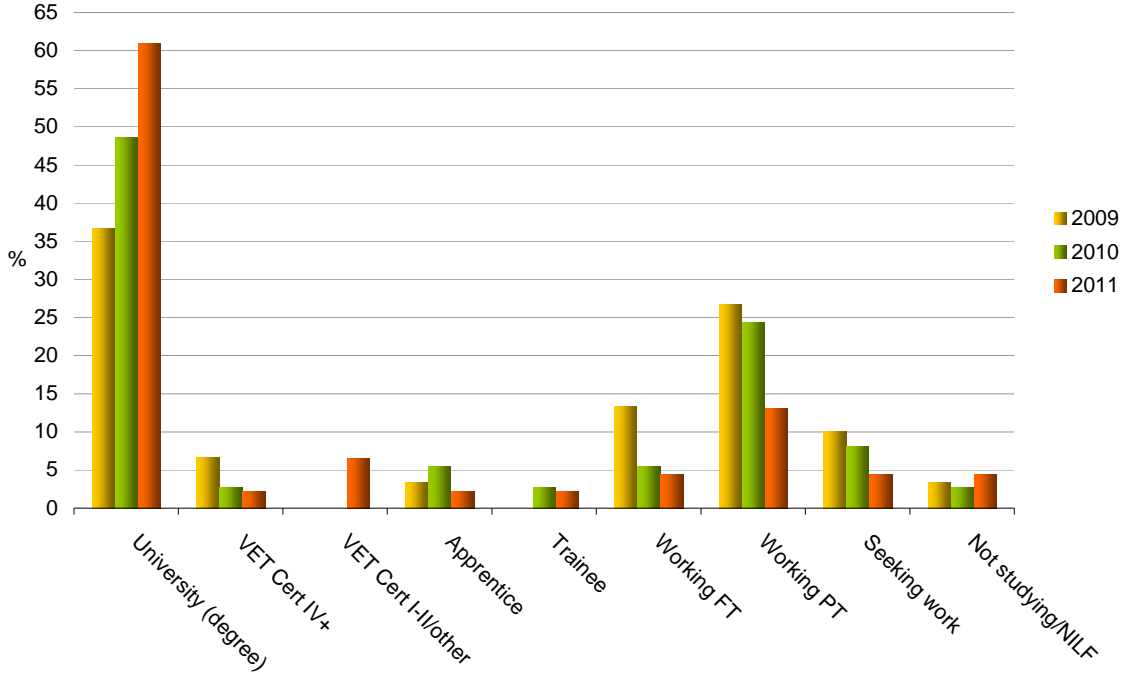


Figure 4 compares the main destinations Year 12 completers from this school against previous years.

## Learning

**Table 4 Post-school institutions of Year 12 completers (numbers)**

<i>Institution</i>	<i>no.</i>
University of Queensland	8
University of the Sunshine Coast	6
Queensland University of Technology	6
Other Private Training Colleges	4
Interstate Universities	4
Sunshine Coast Institute of TAFE	2
University of Southern Queensland	1
Griffith University	1
Bond University	1
Armed Forces	1
<b>Total</b>	<b>34</b>

Table 4 reports the names of the institutions entered by Year 12 completers from this school.

**Table 5 Field of study of Year 12 completers, by sex (numbers)**

<i>Field of Study</i>	<i>Males no.</i>	<i>Females no.</i>	<i>Total no.</i>
Engineering & Related Technologies	5	2	7
Creative Arts	3	3	6
Management & Commerce	3	3	6
Society & Culture	3	2	5
Mixed Field Programs	3	1	4
Education	1	2	3
Natural & Physical Sciences	2	0	2
Double Field of Study	1	0	1
<b>Total</b>	<b>21</b>	<b>13</b>	<b>34</b>

Note: This table uses the Australian Bureau of Statistics' Standard Classification of Education. Further information on which courses are in which fields is available at <http://www.ausstats.abs.gov.au/> under publication 1272.0

Table 5 reports field of study for Year 12 completers from this school who entered a study destination and provided field of study information.

## Earning

**Table 6 Occupational groups of all Year 12 completers in employment, by sex (numbers)**

<i>Occupational Group</i>	<i>Males no.</i>	<i>Females no.</i>	<i>Total no.</i>
Sales Assistants	3	4	7
Waiters	1	5	6
Clerks, Receptionists & Secretaries	0	2	2
Government & Defence	2	0	2
Cleaners	1	0	1
Food Handlers	1	0	1
Food, Hospitality & Tourism	0	1	1
Other	0	1	1
<b>Total</b>	<b>8</b>	<b>13</b>	<b>21</b>

Table 6 reports the occupations of all Year 12 completers from this school who were in employment, and who provided information on the nature of their job (including those who were also in study or training).

**Table 7 Industry categories of all Year 12 completers in employment (numbers)**

<i>Industry Category</i>	<i>no.</i>
Accommodation & Food Services	9
Retail Trade	5
Public Administration & Safety	2
Arts & Recreation Services	2
Transport, Postal & Warehousing	1
Manufacturing	1
Education & Training	1
<b>Total</b>	<b>21</b>

Table 7 reports the industries entered by all Year 12 completers from this school who were working and who provided industry category information (including those who were also in study or training).

## VET in Schools students

**Table 8** Main destinations of Year 12 completers who achieved a VET qualification (numbers)

<b>Destination</b>	<b>no.</b>
University (degree)	16
VET Cert IV+	1
VET Cert I-II/other	2
Apprentice	1
Trainee	1
Working FT	2
Working PT	3
Seeking work	2
Not studying/NILF	1
<b>Total</b>	<b>29</b>

Table 8 reports the main destinations of Year 12 completers from this school who achieved a VET in Schools qualification.

## Indigenous students

Data on this group of Year 12 completers could not be provided for one of the following reasons:

1. There were no Indigenous respondents from this school.
2. There were insufficient numbers of Indigenous respondents to provide information which guarantees that individual respondents cannot be identified (as required by privacy legislation).

## Not in Study

**Table 9** Main reason of Year 12 completers for not studying, by sex (numbers)

<i>Main Reason</i>	<i>Males no.</i>	<i>Females no.</i>	<i>Total no.</i>
I am undecided and considering options	2	2	4
I want a break from study	3	1	4
I am working to finance further study	0	1	1
I am working to qualify for independent Youth Allowance	0	1	1
My sporting commitments	0	1	1
Other	1	0	1
<b>Total</b>	<b>6</b>	<b>6</b>	<b>12</b>

Table 9 reports the main reason for not studying given by Year 12 completers from this school who were not in study or training at the time of the survey.

## Not Studying and Not in the Labour Force

**Table 10** Main reason for not looking for work of Year 12 completers not studying and not in the labour force (numbers)

<i>Main Reason</i>	<i>no.</i>
Travel	1
Other	1
<b>Total</b>	<b>2</b>

Table 10 reports the main reason for not looking for work given by all Year 12 school completers from this school who were neither in study or training nor in the labour force at the time of the survey.

## Further information and feedback

Statewide and Regional reports will be available on the departmental website in September 2011 at [www.education.qld.gov.au/nextstep](http://www.education.qld.gov.au/nextstep)

For queries on this school's data or to request additional data, contact the *Next Step* project team at the Department of Education and Training on 3237 9827.